

University of Kentucky

Department of Chemistry

READ THESE DIRECTIONS CAREFULLY BEFORE STARTING THE EXAMINATION!

It is *extremely* important that you fill in the answer sheet EXACTLY as indicated, otherwise your test may not be processed; ALL entries are to be made on SIDE 1 of the answer sheet. Use a #2 pencil (or softer); fill in the circles completely and firmly. Erasures must be complete. Use only the following categories:

NAME:	Print your name starting at the first space, LAST NAME first, then a space, followed by your FIRST NAME, then another space, followed by your MIDDLE INITIAL. Fill in the <u>correct</u> circles below your printed name corresponding to the letters of your name; for the spaces, fill in the top blank circle.
STUDENT NUMBER:	This is VERY IMPORTANT! Put in your 8 DIGIT NEW STUDENT ID NUMBER (do not use the 9 at the beginning of your number) beginning in column A and continuing through column H, column I will be blank, (do NOT use column J at this time) under IDENTIFICATION NUMBER; be sure to fill in the correct circles (a common error to be avoided is mistaking "0" for "1").
TEST FORM:	Fill in the "1" blank in the J column under IDENTIFICATION NUMBER (to indicate Hour Examination I).
SPECIAL CODES:	Use for course and section number; in positions K-P write in the following:
SIGNATURE:	You MUST sign the examination answer sheet (bubble sheet) on the line directly above your printed name. Use your legal signature.

Answering Questions:

Starting with answer "1" on SIDE 1, fill in the circle indicating the one best answer for each of the 20 questions in this examination. Your score is the sum of the appropriate credit for each response. Soon after the examination is finished, an examination key will be posted on Blackboard shortly after 9:15 PM.

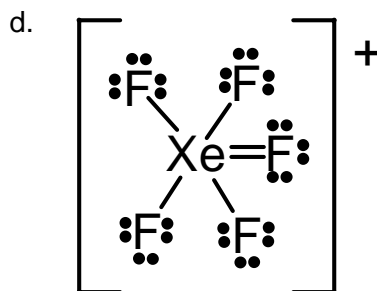
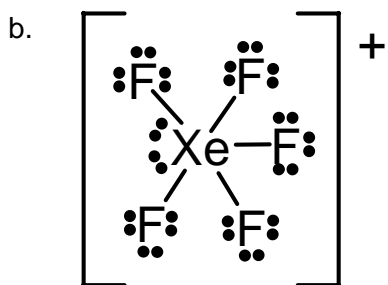
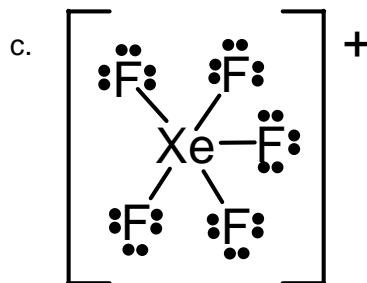
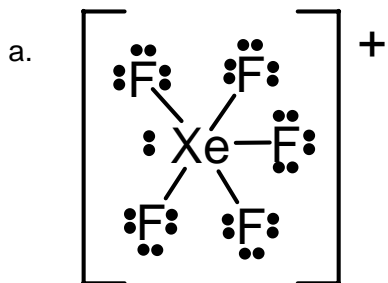
Grading and Reporting:

The examination scores will be posted in Blackboard within 96 hours after the examination. If an error has been made in scoring your answers, tell your instructor within 48 hours of the posting of your score.

BE SURE THAT YOUR TEST HAS 20 QUESTIONS, A PERIODIC TABLE, AND ONE SHEET OF SCRATCH PAPER. You may NOT use your own scratch paper during this examination. Cell phones and pagers are to be turned off and out of sight during the exams.

- Where should broken glassware be disposed?
 - In the lab drawer.
 - On the floor or counter.
 - In the trash can.
 - In the broken glass box.
- Which of the following statements is true regarding chemical use in the lab?
 - Take stock reagent bottles back to your lab bench during lab.
 - Use spatulas or pipettes to remove reagents from stock bottles.
 - When obtaining solid reagents, take the stock bottle to the balance area.
 - Unused reagents may not be returned to the stock bottles.
- Why are goggles required in lab?
 - To protect your eyes from chemicals and other hazards.
 - To protect your forehead when you are not wearing them correctly.
 - To give instructors something to talk to you about during lab.
 - None of the above.
- What should you do if the fire alarm goes off?
 - Run screaming from the room.
 - Turn off your hotplate, if in use, and calmly exit the building.
 - Ignore it, it's usually a false alarm.
 - Leave the room and wait in the hall until it stops.
- Which of the following correctly pairs the formula with the correct number of valence electrons?

I. COCl_2 , 24 e ⁻	II. XeF_4 , 32 e ⁻	III. CCl_4 , 32 e ⁻
a. I only	b. I and III	c. II and III
		d. II only
- Which of the following is the best Lewis structure for XeF_5^+ ?



CHE 113
Fall 2008

Exam 1 Key

1. D
2. D
3. A
4. B
5. B
6. A
7. C
8. C
9. A
10. B
11. D
12. C
- 13.A
- 14.A
- 15.B
- 16.D
- 17.C
- 18.D
- 19.C
- 20.B